



Location: ACL1 - City Hall

Report on 24-hour TSP monitoring

Action Level ( $\mu\text{g}/\text{m}^3$ ) - 163

Limit Level ( $\mu\text{g}/\text{m}^3$ ) - 260

Date	Sampling Time	Weather Condition	Filter paper no.	Filter Weight, g		Elapse Time, hr		Sampling Time, hr	Flow Rate, $\text{m}^3/\text{min}$			Total Volume, $\text{m}^3$	TSP Level, $\mu\text{g}/\text{m}^3$
				Initial	Final	Initial	Final		Initial, $Q_{si}$	Final, $Q_{sf}$	Average		
2-Mar-17	8:00	Fine	19494	2.8777	3.0851	1633.17	1657.17	24.00	0.52	0.52	0.52	752	275.9
8-Mar-17	8:00	Rainy	19314	2.8493	2.9649	1660.17	1684.17	24.00	0.53	0.52	0.53	757	152.8
14-Mar-17	8:00	Rainy	18605	2.8084	2.8728	1687.17	1711.17	24.00	0.52	0.52	0.52	750	85.8
20-Mar-17	8:00	Cloudy	19724	2.8433	2.9209	1714.17	1738.17	24.00	0.42	0.42	0.42	607	127.8
25-Mar-17	8:00	Cloudy	19686	2.8347	2.9385	1741.17	1765.17	24.00	0.52	0.53	0.52	754	137.7
31-Mar-17	8:00	Rainy	19580	2.8354	2.9050	1768.17	1792.17	24.00	0.51	0.52	0.52	745	93.4

Report on 1-hour TSP monitoring

Action Level ( $\mu\text{g}/\text{m}^3$ ) - 460

Limit Level ( $\mu\text{g}/\text{m}^3$ ) - 500

Date	Sampling Time	Weather Condition	Filter paper no.	Filter Weight, g		Elapse Time, hr		Sampling Time, hr	Flow Rate, $\text{m}^3/\text{min}$			Total Volume, $\text{m}^3$	TSP Level, $\mu\text{g}/\text{m}^3$
				Initial	Final	Initial	Final		Initial, $Q_{si}$	Final, $Q_{sf}$	Average		
3-Mar-17	8:15	Fine	19323	2.8617	2.8657	1657.17	1658.17	1.00	0.52	0.52	0.52	31	127.2
3-Mar-17	9:17	Fine	19320	2.8319	2.8379	1658.17	1659.17	1.00	0.52	0.52	0.52	31	190.8
3-Mar-17	10:19	Fine	19317	2.8398	2.8485	1659.17	1660.17	1.00	0.52	0.52	0.52	31	276.7
9-Mar-17	8:25	Cloudy	18524	2.8240	2.8308	1684.17	1685.17	1.00	0.52	0.52	0.52	31	216.6
9-Mar-17	9:30	Cloudy	19126	2.8375	2.8416	1685.17	1686.17	1.00	0.52	0.52	0.52	31	130.6
9-Mar-17	11:00	Cloudy	19123	2.8525	2.8589	1686.17	1687.17	1.00	0.52	0.52	0.52	31	203.9
15-Mar-17	8:05	Cloudy	19733	2.8428	2.8442	1711.17	1712.17	1.00	0.35	0.35	0.35	21	66.1
15-Mar-17	9:10	Cloudy	19730	2.8277	2.8306	1712.17	1713.17	1.00	0.35	0.35	0.35	21	137.0
15-Mar-17	10:20	Cloudy	19727	2.8359	2.8390	1713.17	1714.17	1.00	0.35	0.35	0.35	21	146.4
21-Mar-17	8:15	Cloudy	19697	2.8353	2.8371	1738.17	1739.17	1.00	0.51	0.51	0.51	30	59.4
21-Mar-17	9:17	Cloudy	19692	2.8190	2.8212	1739.17	1740.17	1.00	0.34	0.34	0.34	20	109.4
21-Mar-17	10:19	Cloudy	19689	2.8118	2.8156	1740.17	1741.17	1.00	0.51	0.51	0.51	30	125.3
27-Mar-17	8:15	Fine	19591	2.8429	2.8456	1765.17	1766.17	1.00	0.52	0.52	0.52	31	85.9
27-Mar-17	9:17	Fine	19588	2.8450	2.8536	1766.17	1767.17	1.00	0.52	0.52	0.52	31	273.7
27-Mar-17	10:19	Fine	19585	2.8502	2.8578	1767.17	1768.17	1.00	0.52	0.52	0.52	31	241.9
1-Apr-17	8:55	Cloudy	19785	2.8203	2.8219	1792.17	1793.17	1.00	0.52	0.52	0.52	31	51.2
1-Apr-17	9:57	Cloudy	19788	2.8256	2.8270	1793.17	1794.17	1.00	0.44	0.44	0.44	26	53.6
1-Apr-17	11:00	Cloudy	19791	2.8347	2.8368	1794.17	1795.17	1.00	0.52	0.52	0.52	31	67.2



Location: ACL2a - Contractor HK/2012/08 Site office

Report on 24-hour TSP monitoring  
 Action Level ( $\mu\text{g}/\text{m}^3$ ) - 187.3  
 Limit Level ( $\mu\text{g}/\text{m}^3$ ) - 260

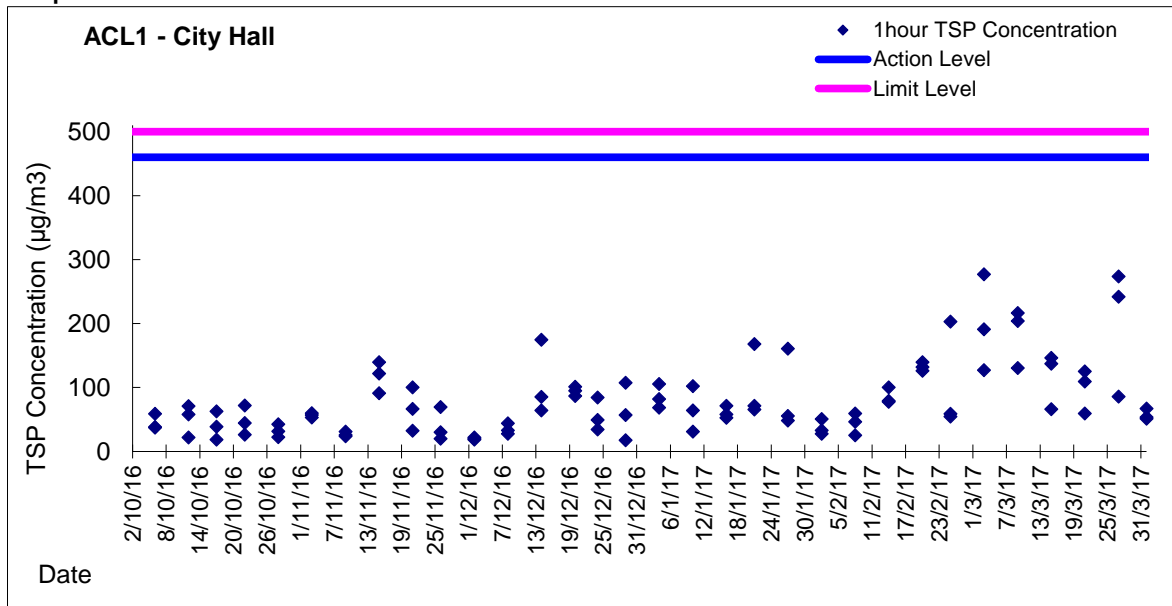
Date	Sampling Time	Weather Condition	Filter paper no.	Filter Weight, g		Elapse Time, hr		Sampling Time, hr	Flow Rate, $\text{m}^3/\text{min}$			Total Volume, $\text{m}^3$	TSP Level, $\mu\text{g}/\text{m}^3$
				Initial	Final	Initial	Final		Initial, $Q_{si}$	Final, $Q_{sf}$	Average		
2-Mar-17	8:00	Fine	18516	2.8250	3.0596	6804.78	6828.78	24.00	1.25	1.26	1.26	1808	129.7
8-Mar-17	8:00	Rainy	18515	2.8310	2.9758	6831.78	6855.78	24.00	1.20	1.20	1.20	1727	83.8
14-Mar-17	8:00	Rainy	18501	2.8378	2.9278	6858.78	6882.78	24.00	1.19	1.20	1.20	1723	52.2
20-Mar-17	8:00	Cloudy	19498	2.8305	2.9612	6885.78	6909.78	24.00	1.25	1.24	1.25	1793	72.9
25-Mar-17	8:00	Cloudy	19614	2.8568	2.9764	6912.78	6936.78	24.00	1.13	1.14	1.14	1641	72.9
31-Mar-17	8:00	Rainy	19797	2.8079	2.8599	6939.78	6963.78	24.00	1.13	1.14	1.14	1635	31.8

Report on 1-hour TSP monitoring  
 Action Level ( $\mu\text{g}/\text{m}^3$ ) - 300.1  
 Limit Level ( $\mu\text{g}/\text{m}^3$ ) - 500

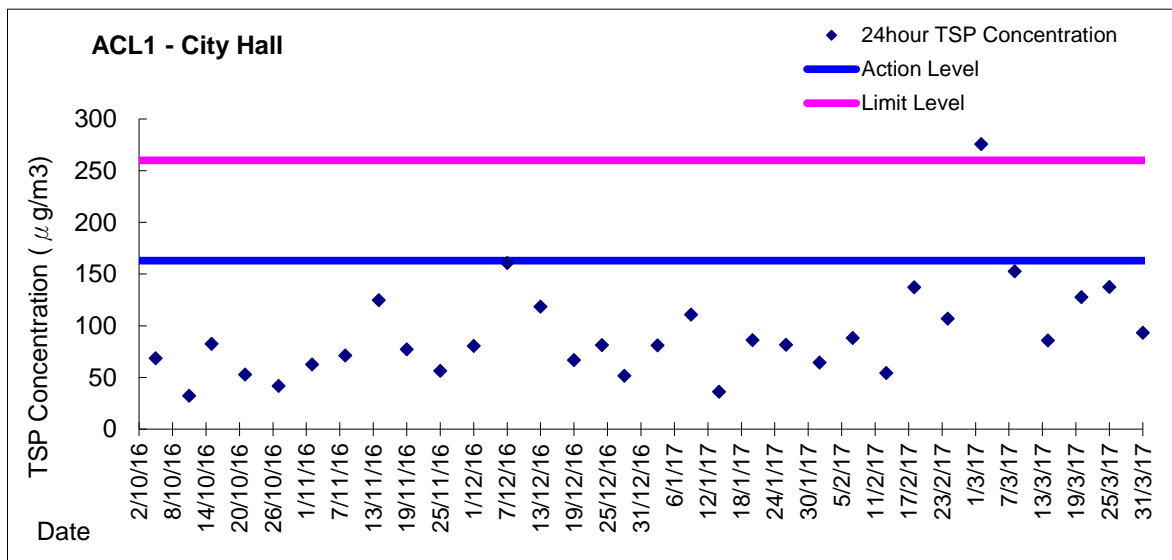
Date	Sampling Time	Weather Condition	Filter paper no.	Filter Weight, g		Elapse Time, hr		Sampling Time, hr	Flow Rate, $\text{m}^3/\text{min}$			Total Volume, $\text{m}^3$	TSP Level, $\mu\text{g}/\text{m}^3$
				Initial	Final	Initial	Final		Initial, $Q_{si}$	Final, $Q_{sf}$	Average		
3-Mar-17	8:02	Fine	19397	2.8308	2.8430	6828.78	6829.78	1.00	1.20	1.20	1.20	72	169.7
3-Mar-17	9:35	Fine	19459	2.8885	2.9030	6829.78	6830.78	1.00	1.26	1.26	1.26	75	192.2
3-Mar-17	13:00	Fine	19336	2.8593	2.8816	6830.78	6831.78	1.00	1.26	1.26	1.26	75	295.6
9-Mar-17	9:05	Cloudy	18511	2.8307	2.8436	6855.78	6856.78	1.00	1.26	1.26	1.26	75	171.1
9-Mar-17	10:25	Cloudy	18508	2.8255	2.8341	6856.78	6857.78	1.00	1.26	1.26	1.26	75	114.1
9-Mar-17	13:00	Cloudy	18504	2.8331	2.8402	6857.78	6858.78	1.00	1.26	1.26	1.26	75	94.2
15-Mar-17	9:05	Cloudy	19718	2.8206	2.8291	6882.78	6883.78	1.00	1.20	1.20	1.20	72	118.1
15-Mar-17	13:00	Cloudy	19299	2.8372	2.8513	6883.78	6884.78	1.00	1.26	1.26	1.26	75	186.8
15-Mar-17	14:05	Cloudy	18499	2.8339	2.8441	6884.78	6885.78	1.00	1.20	1.20	1.20	72	141.8
21-Mar-17	8:30	Cloudy	19294	2.8264	2.8330	6909.78	6910.78	1.00	1.19	1.19	1.19	71	92.7
21-Mar-17	10:00	Cloudy	19276	2.8297	2.8352	6910.78	6911.78	1.00	1.19	1.19	1.19	71	77.3
21-Mar-17	13:00	Cloudy	19280	2.8547	2.8625	6911.78	6912.78	1.00	1.24	1.24	1.24	75	104.5
27-Mar-17	8:40	Fine	19601	2.8633	2.8743	6936.78	6937.78	1.00	1.14	1.14	1.14	68	160.9
27-Mar-17	9:57	Fine	19579	2.8467	2.8596	6937.78	6938.78	1.00	1.14	1.14	1.14	68	188.7
27-Mar-17	13:00	Fine	19818	2.8050	2.8154	6938.78	6939.78	1.00	1.14	1.14	1.14	68	152.1
1-Apr-17	8:02	Cloudy	19601	2.8343	2.8367	6963.78	6964.78	1.00	1.26	1.26	1.26	75	31.9
1-Apr-17	9:40	Cloudy	19579	2.8276	2.8316	6964.78	6965.78	1.00	1.26	1.26	1.26	75	53.1
1-Apr-17	10:45	Cloudy	19818	2.8248	2.8274	6965.78	6966.78	1.00	1.26	1.26	1.26	75	34.5



Graphic Presentation of 1 hour TSP Result

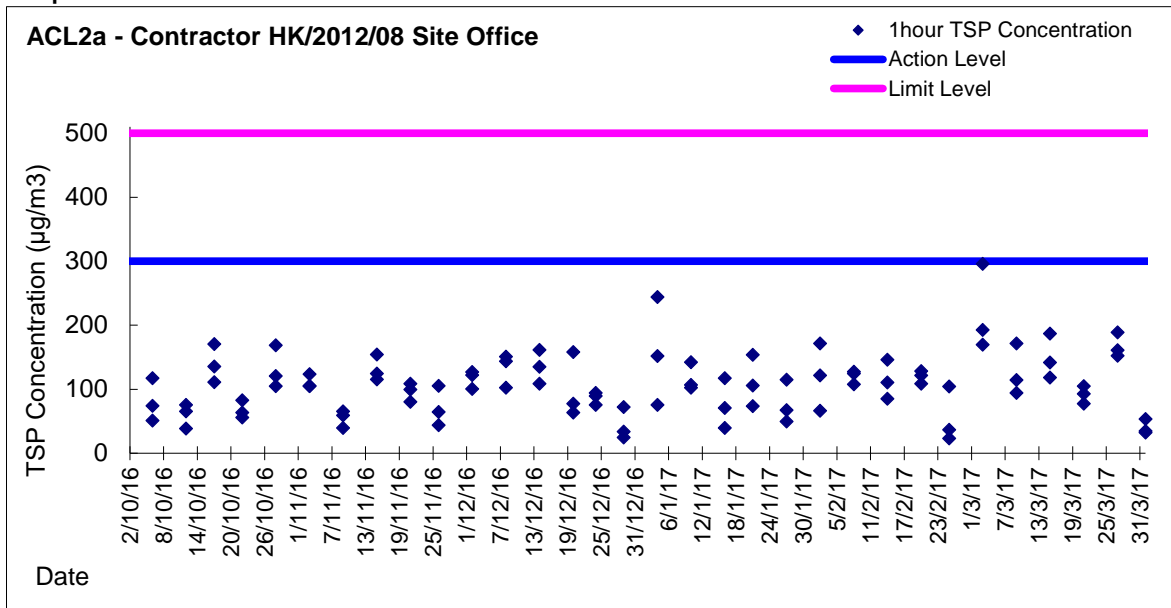


Graphic Presentation of 24 hour TSP Result





Graphic Presentation of 1 hour TSP Result



Graphic Presentation of 24 hour TSP Result

